

SMARTCARE DAMP BLOCK 2K

SmartCare Damp Block 2K is a two component acrylic polymer-modified with highly specialized blend of aggregates, cements, graded sands and proprietary polymeric additives. It is an elastomeric cementitious high performance waterproofing with crack bridging ability. This product can be used for both positive & negative side waterproofing due to its excellent bonding, good waterproofing and unmatched resistance to hydrostatic pressure



WHERE TO USE

- Designed for waterproofing of water retaining and water excluding structures such culverts, spillway, water channels, potable water tanks, swimming pools, brackish water storage tanks up to a depth of water of 5 meters.
- Flexible Water proofing membrane under all types of ceramic tiles, porcelain tiles, natural and agglomerate stones
- Balconies and terraces
- Bathrooms, Tubs and shower surrounds, kitchens; food prep areas, laundries, cafeteria areas; countertops; and laundry rooms
- Residential and commercial submerged applications, swimming pools, fountains and water features
- Cantilevered Balconies and terraces decks with anticipated movement
- Steam rooms and steam showers

PRODUCT BENEFITS

Water Proofing

Resists up to 5 bars of positive hydrostatic pressure

Elongation

Highly elastic film which provides elongation up to 100%

Anti-Efflorescence

Provides lasting protection against efflorescence

Anti-Carbonation

It protects concrete against carbonation

Seamless Coat

Forms a seamless coat without any joints

Adhesion

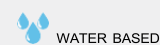
Excellent bond strength with cementitious substrates

High Solid Content

Acrylic Polymer with high solid content

Usage


Easy to apply



WATER BASED

PRODUCT FEATURES

AVAILABLE PACKS



Shelf life: 12 months from the date of manufacturing in unopened condition. Store in a cool & dry place.

COLOURS AVAILABLE

Grey



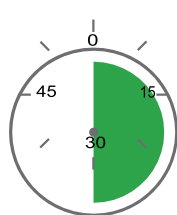
COVERAGE



2 COATS

0.83 m² / Kg

DRYING TIME TO TOUCH



4-6
HOURS

RECOMMENDED USAGE



Masonry surface: Brick walls/concrete slabs subjected to damage from moisture/efflorescence

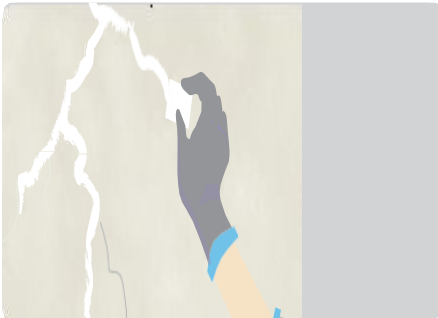




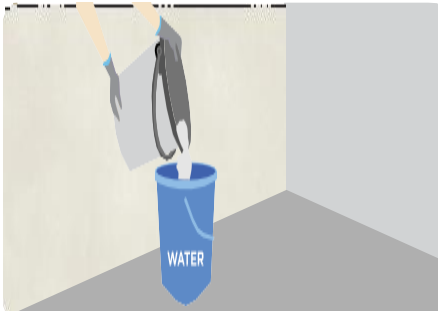
Waterproofing of sunken areas: Bathrooms, toilets, balconies etc

HOW TO APPLY

PRE APPLICATION STEPS



SURFACE PREPERATION Surface under treatment should be strong enough, clean and free from grease, oil, dirt, curing compounds, or any other contaminant that would prevent a good bond. Concrete must be fully cured and must be free of efflorescence and not subject to hydrostatic pressure at the time of application. Surface cracks (< 3mm) must be filled with SmartCare Crack Seal. Bigger cracks, damaged portions and hollow areas must be repaired with polymer modified cement mortars. Prior to application the surface must be in Saturated Surface Dry (SSD) condition.



MIXING Add powder to liquid (2 parts powder & 1-part liquid) slowly while stirring. For full bag mixing, Mix mechanically using a slow speed drill (400 – 500 RPM) with mixing paddle to achieve a smooth silky consistency. Let the mix to rest for 3-5 minutes to release any entrapped air within the mix, stir lightly again and use. Within the open time of the product, agitate the mix occasionally, but never tamper with the mix by adding water to the mix.

APPLICATION PROCESS

APPLICATION	PROCEDURE
STEP 1	Soak wet the substrate surface with clean potable water. Highly absorbent substrates require more attention by dampening the substrates. Any water puddle should be removed leaving SSD surface. In case of a water leak the leak should be stopped prior to starting the application, please consult our technical services department for assistance. The first coat should be applied at a minimum wet film thickness of 500 micron and should be well worked into the substrate. Finish in one direction for a neat appearance.
STEP 2	Apply SmartCare Damp Block 2K slurry by brush or roller over SSD masonry/brick surface
STEP 3	Allow the 1 st coat to dry for 2 hrs at 35°C and longer at lower temperatures (drying depends on ambient temperature) and then apply 2 nd coat
STEP 4	The 2 nd coat should also be applied perpendicular to the first coat at a minimum wet film thickness of 500 micron and finished in one direction for better results
STEP 5	The 1 st coat & 2 nd coat must be applied in perpendicular direction for better results
STEP 6	Achieve a coverage of 0.83 m ² / Kg in 2 Coat
STEP 7	The material should not be applied at temperatures below 5°C. All the mixed material should be used within the open time of the product
STEP 8	If the application is being done on bricks, overlay of cementitious screed within 24 to 48 hrs. For screeding use SmartCare Vitalia as an integral waterproofing compound
STEP 9	It is essential to cure SmartCare Damp Block 2K/overlay screed for a minimum of 3 to 5 days to ensure full cement hydration

ADDITIONAL INFORMATION

POST APPLICATION CARE

After 48 Hrs or appropriate drying of SmartCare Damp Block 2K Cementitious Waterproofing, coat with Interior/Exterior coating.

SmartCare Damp Block 2K PRO Cementitious Waterproofing shall not be left exposed directly to the environment.

PRECAUTIONS

- > Do not add water to Smart Care Damp Block 2K during mixing/application
 - > Do not add water to Smart Care Damp Block 2k during mixing/application.
- > At least 3 to 5 days curing is required.
- > Always add powder to polymer, to ensure the mixture is free of lumps.
- > Do not cure by flooding with water or conduct any ponding test before it gets completely cured.
- > In case of fresh concrete/masonry substrate – the surface must be cured for 28 days before application.
 - Overlaying of cementitious screed/plaster must be done within 24 to 48 hrs.
- > Open time is 1 hour at 35°C. The product open time is directly affected by the prevailing ambient temperature and relative humidity. Please be aware of site conditions during application. Store the product in a cool shaded area prior to start working
- > Tilling can commence after 72 hours for water tanks. For swimming pools allow for a minimum of 7 -14 days prior to filling with water.

SAFETY FEATURES

- > Kindly refer to the MSDS for Asian Paints SmartCare Damp Block 2K which gives detailed information on safety measures.
- > Store the container with the lid tightly closed in an upright position, in a cool & dry place.
- > Keep out of reach of children and away from eatables.
- > May be harmful if swallowed. In case of ingestion seek immediate medical attention.
- > Wear eye protection during application. In case of contact with eyes, rinse immediately with plenty of water and seek medical advice.
- > In case of skin contact immediately wash skin with soap and plenty of water. Get medical attention if irritation develops or persists.
- > Do not breathe vapour or spray. It is recommended to wear suitable nose pad during sanding and surface preparation to avoid dust inhalation.
- > Do not pour leftover material down the drain or in water courses.
- > In the event of spills, contain spillage using sand or earth.
- > No added Lead, Mercury or Chromium compounds.

TECHNICAL DETAILS

		Results
Mix ratio (Powder : Liquid), parts by weight		2:1
Surface Dry time, minutes	ASTM D 1640	45
Recoatability time, Hrs		4 – 6
Cure time after 2nd coat, days		3 – 5
Positive Hydrostatic Pressure	DIN 1048	Resist up to 5 Bar Pressure
Negative Hydrostatic Pressure		Resist upto 4 Bar Pressure
Elongation at break, %	ASTM D 412	100 %
Adhesion strength, MPa	ASTM D 4541	0.8
Crack Bridging	ASTM D 4548.5	No cracking up to 1.2 mm
Reduction of rapid chloride	ASTM C 1202	70
Water Vapor Permeance, Perms	ASTM E 96	0.3